SCHWARZBECK MESS - ELEKTRONIK

An der Klinge 29 D-69250 Schönau Tel.: 06228/1001 Fax.: (49)6228/1003

VULP 9118 D Korrektur für kurze Messentfernung (Skizze der Bezugspunkte)

Correction for short Measuring Distance (Sketch of Reference Points)

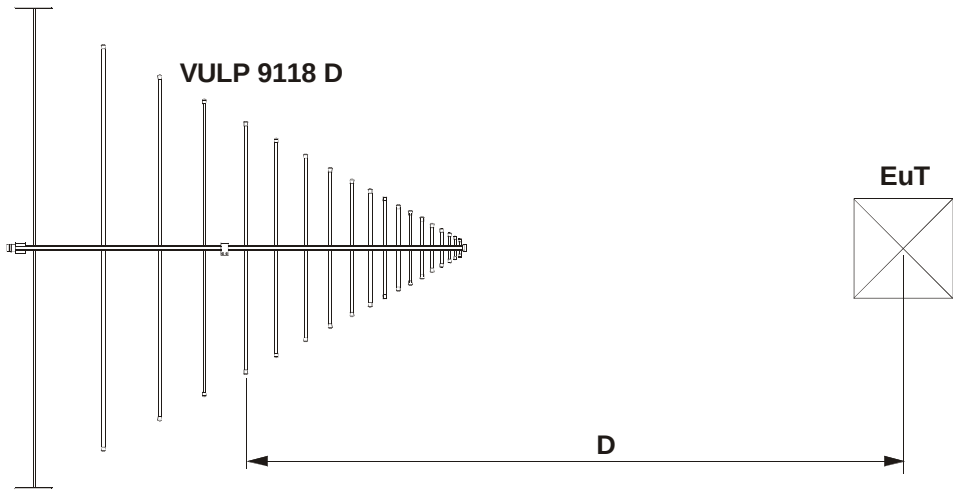

Mitte-Prüfling

Diese Anordnung wird vorwiegend für Emissionsmessungen verwendet.

Center-EuT

This setup is most popular for Emission testing.

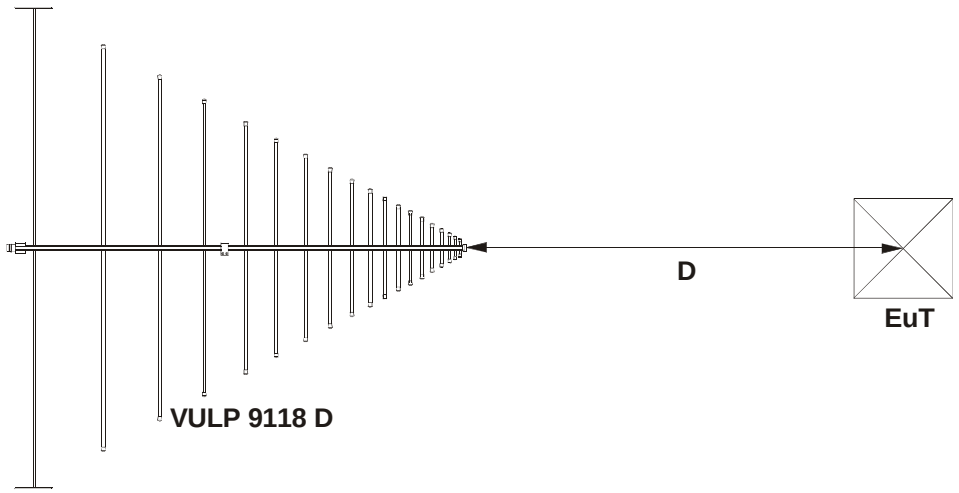

Spitze-Prüfling

Diese Anordnung wird vorwiegend für Immunitätsprüfungen verwendet.

Tip-EuT

This setup is most popular for Immunity testing.

SCHWARZBECK MESS - ELEKTRONIK

An der Klinge 29 D-69250 Schönau Tel.: 06228/1001 Fax.: (49)6228/1003

VULP 9118 D Kalibrierdaten (Fernfeld und 1, 3, 10 m Spitze-Prüfling)
VULP 9118 D Calibration Data (Farfield and 1, 3, 10 m Tip-EuT)

Frequency	Gain(Iso.)	Ant.-Fact k	gi (10 m)	k (10m)	*gi (3m)*	*k (3m)*	gi (1m)	k (1m)
Frequenz	Gewinn	Ant.Faktor	gi (10 m)	k (10m)	*gi (3m)*	*k (3m)*	gi (1m)	k (1m)
MHz	dBi	dB/m	dBi	dB/m	*dBi*	*dB/m*	dBi	dB/m
65.0	2.03	4.45	0.82	5.66	*-1.49*	*7.97*	-5.93	12.41
70.0	2.78	4.35	1.57	5.56	*-0.74*	*7.86*	-5.18	12.30
75.0	2.21	5.51	1.00	6.73	*-1.31*	*9.03*	-5.75	13.47
80.0	2.36	5.92	1.15	7.14	*-1.16*	*9.44*	-5.60	13.88
85.0	3.30	5.51	2.09	6.72	*-0.22*	*9.03*	-4.66	13.47
90.0	4.41	4.90	3.20	6.11	*0.89*	*8.42*	-3.55	12.85
95.0	5.08	4.69	3.93	5.85	*1.71*	*8.06*	-2.60	12.37
100.0	5.66	4.56	4.56	5.66	*2.44*	*7.78*	-1.74	11.96
110.0	6.22	4.83	5.22	5.83	*3.26*	*7.79*	-0.71	11.75
120.0	6.17	5.63	5.25	6.55	*3.43*	*8.38*	-0.34	12.14
130.0	6.31	6.19	5.46	7.04	*3.76*	*8.74*	0.18	12.32
140.0	6.50	6.64	5.71	7.43	*4.11*	*9.03*	0.70	12.44
150.0	6.57	7.17	5.83	7.91	*4.32*	*9.42*	1.06	12.68
160.0	6.72	7.59	6.03	8.27	*4.61*	*9.69*	1.49	12.81
170.0	6.91	7.92	6.26	8.57	*4.91*	*9.91*	1.93	12.90
180.0	6.95	8.38	6.34	8.99	*5.06*	*10.27*	2.19	13.14
190.0	6.97	8.82	6.39	9.40	*5.17*	*10.62*	2.41	13.38
200.0	6.91	9.33	6.36	9.88	*5.19*	*11.05*	2.53	13.71
220.0	6.77	10.30	6.27	10.80	*5.21*	*11.86*	2.74	14.33
240.0	6.85	10.97	6.39	11.43	*5.41*	*12.41*	3.10	14.72
260.0	6.86	11.65	6.44	12.08	*5.53*	*12.99*	3.37	15.15
280.0	6.73	12.43	6.34	12.82	*5.50*	*13.66*	3.47	15.69
300.0	6.71	13.05	6.35	13.41	*5.56*	*14.20*	3.63	16.13
325.0	6.56	13.90	6.23	14.23	*5.50*	*14.96*	3.70	16.76
350.0	6.81	14.29	6.51	14.59	*5.84*	*15.26*	4.17	16.93
375.0	6.74	14.96	6.46	15.24	*5.83*	*15.87*	4.26	17.44
400.0	6.62	15.64	6.35	15.91	*5.77*	*16.50*	4.27	17.99
425.0	6.62	16.16	6.38	16.41	*5.83*	*16.96*	4.44	18.35
450.0	6.73	16.55	6.50	16.79	*5.98*	*17.30*	4.65	18.63
475.0	6.89	16.87	6.67	17.08	*6.18*	*17.57*	4.92	18.84
500.0	6.68	17.52	6.47	17.73	*6.01*	*18.19*	4.81	19.39
550.0	6.65	18.38	6.47	18.56	*6.05*	*18.98*	4.96	20.07
600.0	6.61	19.18	6.45	19.34	*6.08*	*19.71*	5.10	20.68
650.0	6.81	19.67	6.66	19.82	*6.32*	*20.16*	5.41	21.07
700.0	6.48	20.65	6.34	20.78	*6.03*	*21.09*	5.19	21.93
750.0	6.77	20.95	6.64	21.08	*6.36*	*21.36*	5.59	22.13
800.0	6.38	21.90	6.26	22.02	*6.00*	*22.28*	5.28	23.00
850.0	6.55	22.25	6.44	22.37	*6.20*	*22.61*	5.53	23.28
900.0	6.48	22.82	6.38	22.92	*6.15*	*23.15*	5.53	23.77
950.0	6.18	23.60	6.09	23.69	*5.88*	*23.89*	5.31	24.46
1000.0	6.55	23.67	6.46	23.76	*6.27*	*23.95*	5.72	24.50
Bezugs-punkt:	***Strahl-ungszone***	***Strahl-ungszone***	***Spitze der Log. - Per. Struktur***					
Reference Point:	***Radiating Zone***	***Radiating Zone***	***Tip of Log. - Per. Structure***					

SCHWARZBECK MESS - ELEKTRONIK

An der Klinge 29 D-69250 Schönau Tel.: 06228/1001 Fax.: (49)6228/1003

VULP 9118 D Kalibrierdaten (Fernfeld und 1, 3, 10 m Spitze-Prüfling)
VULP 9118 D Calibration Data (Farfield and 1, 3, 10 m Tip-EuT)

Frequency	Gain(Iso.)	Ant.-Fact k	gi (10 m)	k (10m)	*gi (3m)*	*k (3m)*	gi (1m)	k (1m)
Frequenz	Gewinn	Ant.Faktor	gi (10 m)	k (10m)	*gi (3m)*	*k (3m)*	gi (1m)	k (1m)
MHz	dBi	dB/m	dBi	dB/m	*dBi*	*dB/m*	dBi	dB/m
1000.0	6.55	23.67	6.46	23.76	*6.27*	*23.95*	5.72	24.50
1050.0	6.50	24.14	6.42	24.23	*6.23*	*24.41*	5.71	24.93
1100.0	6.23	24.82	6.16	24.89	*5.99*	*25.06*	5.52	25.53
1150.0	5.95	25.48	5.88	25.55	*5.72*	*25.71*	5.28	26.15
1200.0	6.18	25.63	6.12	25.69	*5.97*	*25.84*	5.55	26.25
1250.0	6.15	26.01	6.09	26.07	*5.95*	*26.21*	5.56	26.60
1300.0	5.96	26.54	5.90	26.60	*5.76*	*26.74*	5.37	27.13
1350.0	5.36	27.46	5.30	27.52	*5.17*	*27.65*	4.81	28.01
1400.0	5.32	27.82	5.27	27.87	*5.15*	*27.99*	4.81	28.33
1450.0	5.59	27.86	5.54	27.91	*5.43*	*28.02*	5.12	28.32
1500.0	5.54	28.20	5.49	28.25	*5.38*	*28.36*	5.07	28.67
1550.0	4.96	29.06	4.92	29.11	*4.82*	*29.21*	4.54	29.49
1600.0	3.90	30.40	3.86	30.45	*3.76*	*30.55*	3.48	30.83
1650.0	3.29	31.28	3.25	31.32	*3.16*	*31.41*	2.91	31.66
1700.0	2.79	32.04	2.75	32.08	*2.66*	*32.17*	2.41	32.42
1750.0	3.20	31.88	3.17	31.92	*3.08*	*32.00*	2.86	32.22
1800.0	4.07	31.26	4.04	31.29	*3.95*	*31.37*	3.73	31.60
1850.0	4.27	31.30	4.24	31.32	*4.17*	*31.39*	3.97	31.59
1900.0	3.67	32.13	3.64	32.16	*3.57*	*32.23*	3.37	32.42
1950.0	2.55	33.47	2.52	33.50	*2.45*	*33.57*	2.25	33.77
2000.0	1.11	35.13	1.08	35.16	*1.02*	*35.22*	0.85	35.39
Bezugs-punkt:	***Strahl-ungszone***	***Strahl-ungszone***	***Spitze der Log. - Per. Struktur***					
Reference Point:	***Radiating Zone***	***Radiating Zone***	***Tip of Log. - Per. Structure***					

VULP 9118 D Korrektur für kurze Messentfernung (Bezugspunkt: Spitze)

VULP 9118 D Correction for short Measuring Distance (Tip-EuT)

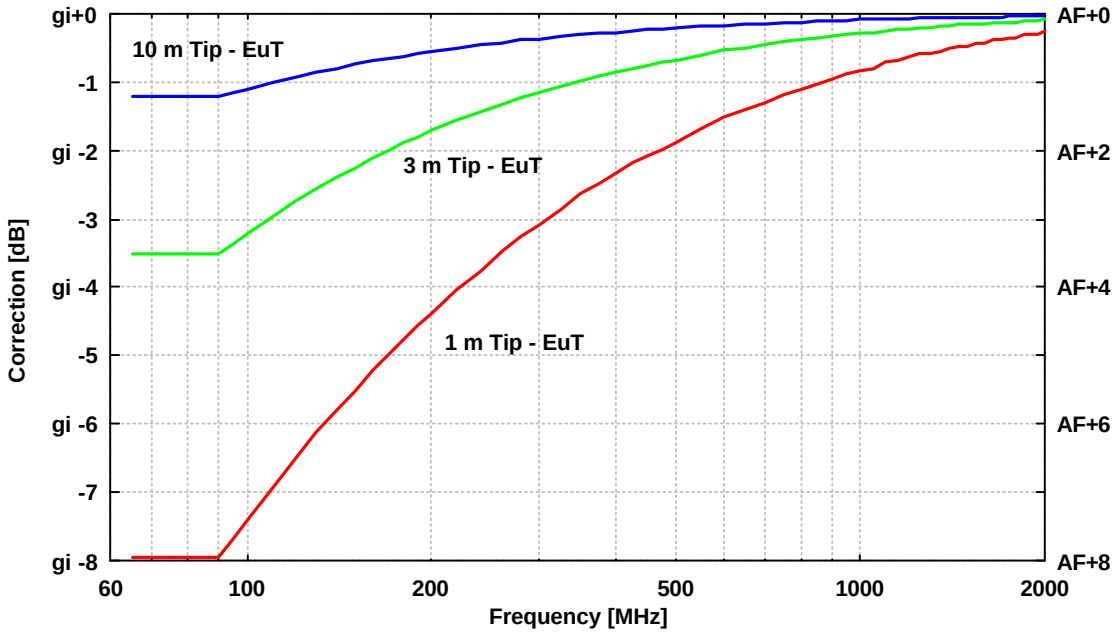

SCHWARZBECK MESS - ELEKTRONIK

An der Klinge 29 D-69250 Schönau Tel.: 06228/1001 Fax.: (49)6228/1003

VULP 9118 D Kalibrierdaten (Fernfeld und 3, 10 m Mitte-Prüfling)
VULP 9118 D Calibration Data (Farfield and 3, 10 m Center-EuT)

Frequency	Gain(Iso.)	Ant.-Fact k	gi (10 m)	k (10m)	*gi (3m)*	*k (3m)*	gi (1m)	k (1m)
Frequenz	Gewinn	Ant.Faktor	gi (10 m)	k (10m)	*gi (3m)*	*k (3m)*	gi (1m)	k (1m)
MHz	dBi	dB/m	dBi	dB/m	*dBi*	*dB/m*	dBi	dB/m
65.0	2.03	4.45	1.40	5.08	*0.09*	*6.39*	-2.83	9.31
70.0	2.78	4.35	2.15	4.97	*0.84*	*6.28*	-2.08	9.20
75.0	2.21	5.51	1.58	6.14	*0.27*	*7.45*	-2.65	10.37
80.0	2.36	5.92	1.73	6.55	*0.42*	*7.86*	-2.50	10.78
85.0	3.30	5.51	2.67	6.14	*1.36*	*7.45*	-1.56	10.37
90.0	4.41	4.90	3.78	5.52	*2.47*	*6.83*	-0.45	9.76
95.0	5.08	4.69	4.52	5.26	*3.33*	*6.45*	0.63	9.15
100.0	5.66	4.56	5.16	5.06	*4.09*	*6.13*	1.60	8.62
110.0	6.22	4.83	5.82	5.23	*4.96*	*6.09*	2.87	8.17
120.0	6.17	5.63	5.86	5.95	*5.17*	*6.63*	3.47	8.34
130.0	6.31	6.19	6.07	6.42	*5.55*	*6.95*	4.20	8.30
140.0	6.50	6.64	6.33	6.81	*5.94*	*7.20*	4.92	8.23
150.0	6.57	7.17	6.45	7.29	*6.19*	*7.55*	5.47	8.27
160.0	6.72	7.59	6.66	7.65	*6.51*	*7.80*	6.09	8.21
170.0	6.91	7.92	6.89	7.94	*6.84*	*7.99*	6.70	8.13
180.0	6.95	8.38	6.97	8.36	*7.01*	*8.32*	7.13	8.20
190.0	6.97	8.82	7.02	8.77	*7.15*	*8.65*	7.51	8.29
200.0	6.91	9.33	6.99	9.25	*7.19*	*9.05*	7.78	8.46
220.0	6.77	10.30	6.91	10.16	*7.25*	*9.82*	8.28	8.78
240.0	6.85	10.97	7.03	10.79	*7.48*	*10.34*	8.90	8.93
260.0	6.86	11.65	7.08	11.44	*7.63*	*10.89*	9.42	9.10
280.0	6.73	12.43	6.99	12.17	*7.63*	*11.53*	9.77	9.40
300.0	6.71	13.05	7.00	12.77	*7.71*	*12.06*	10.12	9.64
325.0	6.56	13.90	6.88	13.58	*7.67*	*12.79*	10.44	10.02
350.0	6.81	14.29	7.16	13.94	*8.04*	*13.07*	11.17	9.93
375.0	6.74	14.96	7.11	14.59	*8.05*	*13.65*	11.47	10.23
400.0	6.62	15.64	7.01	15.25	*8.00*	*14.26*	11.66	10.60
425.0	6.62	16.16	7.03	15.75	*8.08*	*14.70*	12.05	10.73
450.0	6.73	16.55	7.16	16.13	*8.24*	*15.04*	12.41	10.87
475.0	6.89	16.87	7.33	16.42	*8.46*	*15.30*	12.82	10.93
500.0	6.68	17.52	7.13	17.06	*8.30*	*15.90*	12.88	11.32
550.0	6.65	18.38	7.13	17.90	*8.36*	*16.67*	13.30	11.73
600.0	6.61	19.18	7.11	18.67	*8.40*	*17.38*	13.74	12.04
650.0	6.81	19.67	7.32	19.15	*8.66*	*17.82*	14.24	12.24
700.0	6.48	20.65	7.01	20.11	*8.38*	*18.74*	14.22	12.90
750.0	6.77	20.95	7.31	20.41	*8.73*	*18.99*	14.84	12.88
800.0	6.38	21.90	6.93	21.35	*8.37*	*19.91*	14.67	13.61
850.0	6.55	22.25	7.11	21.70	*8.58*	*20.23*	15.07	13.74
900.0	6.48	22.82	7.05	22.26	*8.55*	*20.76*	15.23	14.07
950.0	6.18	23.60	6.76	23.02	*8.28*	*21.49*	15.18	14.60
1000.0	6.55	23.67	7.13	23.09	*8.67*	*21.55*	15.67	14.55
Bezugs-punkt:	***Strahl-ungszone***	***Strahl-ungszone***	***Mitte der Log. - Per. Struktur***					
Reference Point:	***Radiating Zone***	***Radiating Zone***	***Center of Log. - Per. Structure***					

SCHWARZBECK MESS - ELEKTRONIK

An der Klinge 29 D-69250 Schönau Tel.: 06228/1001 Fax.: (49)6228/1003

VULP 9118 D Kalibrierdaten (Fernfeld und 3, 10 m Mitte-Prüfling)
VULP 9118 D Calibration Data (Farfield and 3, 10 m Center-EuT)

Frequency	Gain(Iso.)	Ant.-Fact k	gi (10 m)	k (10m)	*gi (3m)*	*k (3m)*	gi (1m)	k (1m)
Frequenz	Gewinn	Ant.Faktor	gi (10 m)	k (10m)	*gi (3m)*	*k (3m)*	gi (1m)	k (1m)
MHz	dBi	dB/m	dBi	dB/m	*dBi*	*dB/m*	dBi	dB/m
1000.0	6.55	23.67	7.13	23.09	*8.67*	*21.55*	15.67	14.55
1050.0	6.50	24.14	7.09	23.56	*8.64*	*22.00*	15.74	14.90
1100.0	6.23	24.82	6.83	24.22	*8.41*	*22.64*	15.73	15.32
1150.0	5.95	25.48	6.55	24.88	*8.15*	*23.29*	15.58	15.85
1200.0	6.18	25.63	6.79	25.02	*8.39*	*23.41*	15.94	15.86
1250.0	6.15	26.01	6.76	25.40	*8.38*	*23.78*	16.05	16.11
1300.0	5.96	26.54	6.57	25.93	*8.19*	*24.31*	15.86	16.64
1350.0	5.36	27.46	5.98	26.85	*7.61*	*25.22*	15.39	17.43
1400.0	5.32	27.82	5.94	27.20	*7.59*	*25.55*	15.49	17.65
1450.0	5.59	27.86	6.22	27.23	*7.88*	*25.57*	15.90	17.54
1500.0	5.54	28.20	6.17	27.58	*7.83*	*25.91*	15.85	17.89
1550.0	4.96	29.06	5.59	28.44	*7.27*	*26.76*	15.42	18.61
1600.0	3.90	30.40	4.53	29.77	*6.21*	*28.09*	14.36	19.94
1650.0	3.29	31.28	3.93	30.64	*5.62*	*28.95*	13.89	20.68
1700.0	2.79	32.04	3.43	31.40	*5.12*	*29.71*	13.39	21.44
1750.0	3.20	31.88	3.84	31.24	*5.55*	*29.54*	13.95	21.13
1800.0	4.07	31.26	4.71	30.62	*6.42*	*28.91*	14.82	20.50
1850.0	4.27	31.30	4.91	30.65	*6.63*	*28.93*	15.17	20.39
1900.0	3.67	32.13	4.31	31.48	*6.03*	*29.76*	14.57	21.22
1950.0	2.55	33.47	3.19	32.83	*4.91*	*31.11*	13.45	22.57
2000.0	1.11	35.13	1.76	34.48	*3.49*	*32.75*	12.17	24.07
Bezugs-punkt:	***Strahl-ungszone***	***Strahl-ungszone***	***Mitte der Log. - Per. Struktur***					
Reference Point:	***Radiating Zone***	***Radiating Zone***	***Center of Log. - Per. Structure***					
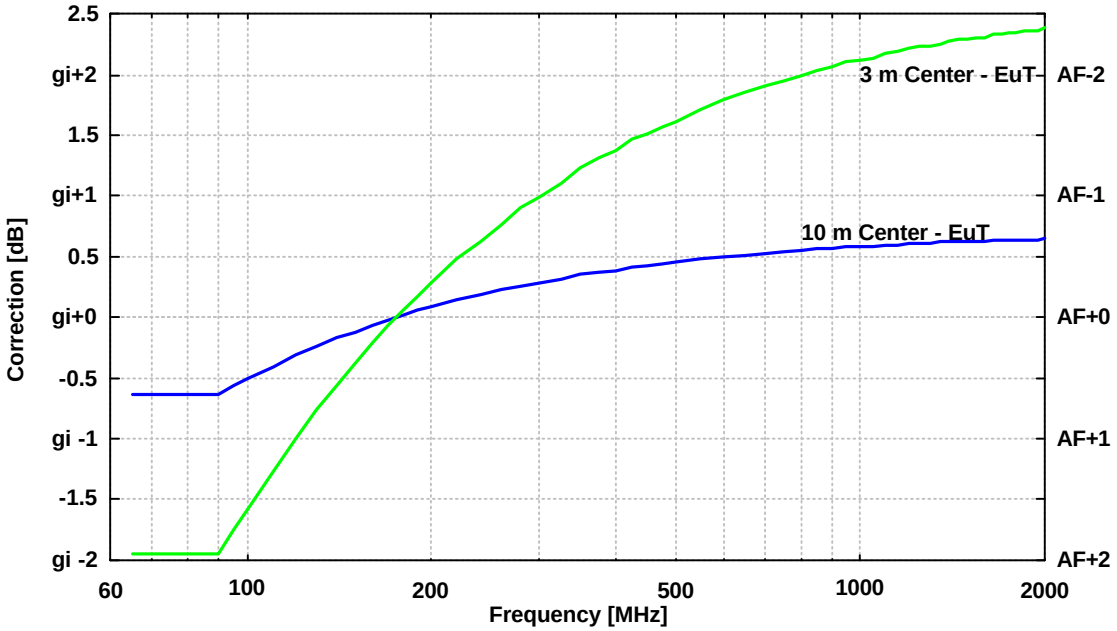
VULP 9118 D Korrektur für kurze Messentfernung (Bezugspunkt: Mitte)
VULP 9118 D Correction for short Measuring Distance (Center-EuT)