kapteos

MAIN FEATURES

- Optical fiber extension cords without metal (excluding connectors[1])
- Ultra high bandwidth (> 150 GHz)
- Low insertion loss
- Outdoor conditions compatibility & rodent-proof (ruggedized version)
- Intended for use with E field probes eoProbe™ & optoelectronic converters eoSense™

[1] Some metal parts are integrated with the optical connectors

TYPICAL APPLICATIONS

- Antennas characterization
- SAR assessment in phantoms
- Plasma characterization
- MRI compliance for electronic implants
- Field mapping of high voltage devices
- EMP measurement

Health
Science
Defence
Aerospace
Telecommunications

PRODUCTS LINE

Standard extension cords **EXTXX**
- for indoor conditions

Ruggedized extension cords **EXTXX-R**
- perfect for outdoor conditions & harsh environment

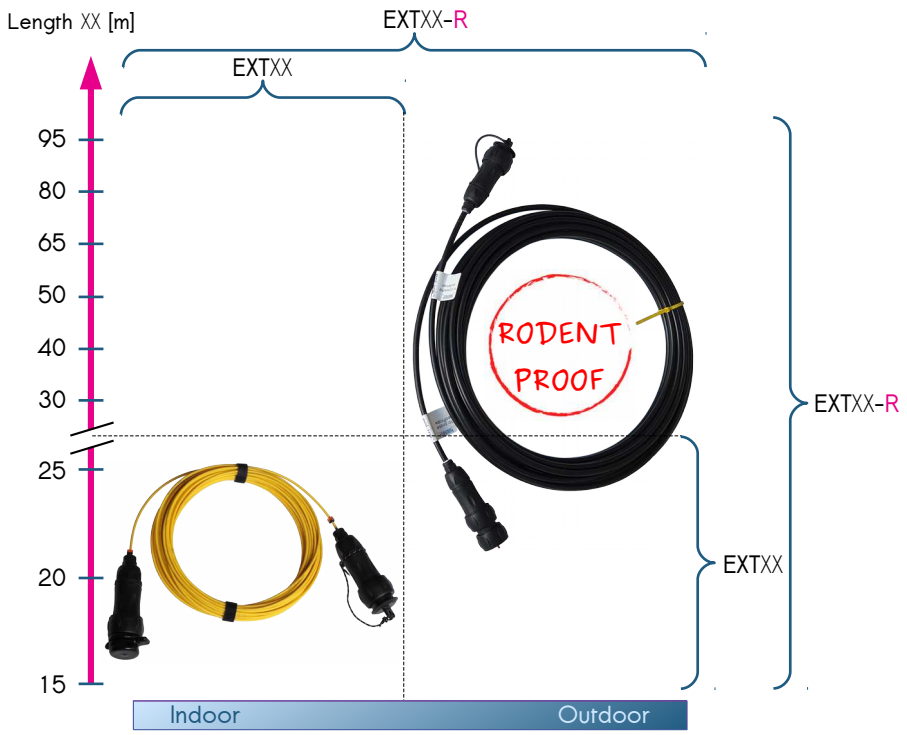

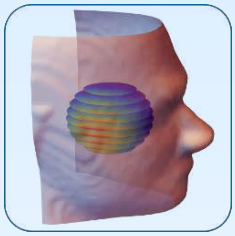



Your **key partner** for **electromagnetism** in **harsh environment**

PERFORMANCE SPECIFICATIONS

		Min	Typical	Max	Unit
Frequency bandwidth when used with 5-m long pigtailed E-field probe eoProbe™	EXT15(-R)	340			GHz
	EXT25(-R)	280			
	EXT50-R	210			
	EXT95-R	155			
Connection repeatability				0.2	dB
Insertion Loss			1	2	dB
Rodent proof 	EXTXX		✘		
	EXTXX-R		✔		

MECHANICAL SPECIFICATIONS

		Min	Typical	Max	Unit
Optical fiber cord length		-5%	XX	+5%	m
Fiber sheath outer diameter	Standard line		2.8		mm
	Ruggedized line		9.5		
Weight	EXT15		0.25		kg
	EXT15-R		1.3		
	EXT25-R		2.0		
	EXT50-R		3.7		
	EXT95-R		6.9		
Ingress Protection rating[1]	except optical connector		IP67		

[1] Max. 4h in a row in pure water and 1h in salty water

OPTICAL CONNECTOR - Drawings true to scale - Dimensions in mm (± 0.25 mm on diameters unless otherwise noted)

connector-to-eoSense™ front view

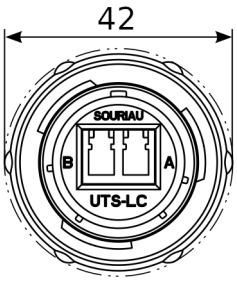

connector-to-eoSense™ side view

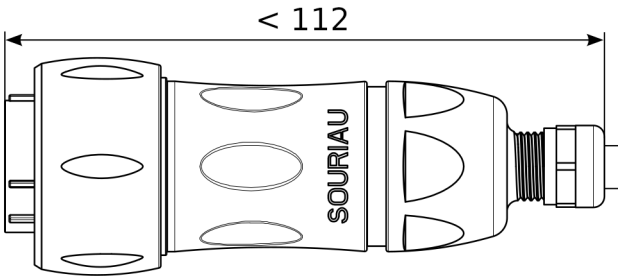

connector-to-eoProbe™ front view

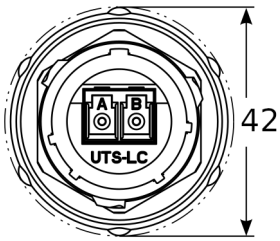

connector-to-eoProbe™ side view

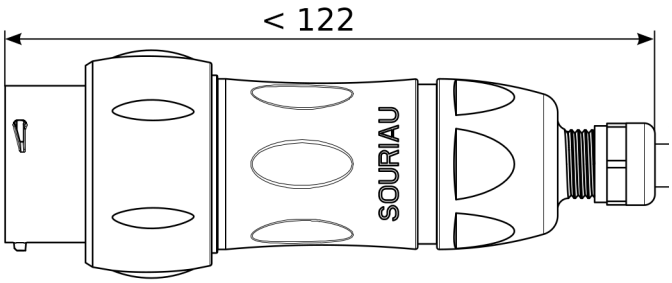

RUGGEDIZED FIBER SHEATH CROSS SECTION - Drawing not to scale

- Black polyethylene
- Aramid protection
- Optical fibres

ENVIRONMENTAL SPECIFICATIONS

		Min	Typical	Max	Unit
Static fiber bending radius	Standard line	50			mm
	Ruggedized line	80			
Fiber sheath (Ruggedized line only)	compression resistance			90	daN
	traction resistance			80	
Temperature	operating[2]	0		50	°C
	storage	10		40	
Relative humidity	non-condensing			90	%
Pressure		690		1 075	hPa
Optical connector durability		500			mating
Storage	only in its original case in a clean, dry environment				
Cleaning	use cloth moistened with clean water mixed with < 20% of isopropyl alcohol (only for outer part of connectors & fibre sheath)				

[2] Max. 8h per day in case operating conditions are harsher than storage conditions

PACKAGING INFORMATION

	Contents	
eoLink™ extension cord	delivered with a routine test report	
Transport case	Standard line	cardboard with protective foam (W x D x H = 385 x 275 x 80 mm)
	Ruggedized line	cardboard (W x D x H = 510 x 510 x 220 mm)
User guide	cf. eoSystem User Guide PDF file GU-eoSystem	

COMPATIBLE DEVICES & ACCESSORIES

	Device-related data sheet	Use	Outline schematic
Optoelectronic converter eoSense™	FT20-eoSense-05.pdf	Required setup for measurements over great distances, like outdoor conditions	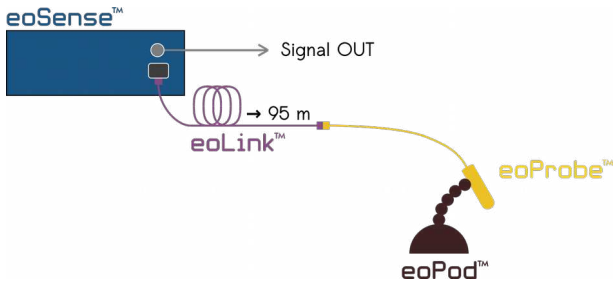
E-field probe eoProbe™	FT20-eoProbe-05.pdf		

Distributed by: Reliant EMC LLC, Tel. +408-320-9644/+408-916-5750, www.reliantemc.com

Follow us on