

## Solid State Broadband High Power Amplifier

**2207**
**1000 - 2000 MHz / 4000 Watts Peak**

The 2207 is a pulsed L band high power solid state power amplifier system suitable for octave bandwidth applications. This amplifier utilizes high power GaN devices that provide wide frequency response, high gain, high peak power capability, and low distortion. Exceptional performance, long-term reliability and high efficiency are achieved by employing advanced broadband RF matching networks and combining techniques, EMI/RFI filters, fast input and output detectors and built in DDC with exceptional VSWR protection. The amplifier architecture is based on Empowers proprietary scalable technology and consists of a 3RU controller with power supply and two 3RU RF power blocks and is air-cooled. In addition to scalability, this amplifiers is inherently rugged due to a design that virtually eliminates every internal connector found in the typical RF/Microwave system amplifier. Standard primary power is 208VAC, single phase AC.

With a proprietary scalable architecture this amplifier can be easily upgraded to our 8KW 2208 by adding two additional 3U power blocks and one combiner providing you with a cost effective upgrade path. For those who own two 2207's, only one additional combiner is needed to configure an 8KW system.

The amplifier comes standard with user selectable Automatic Gain Control (AGC), Automatic Level Control (ALC), and Manual Gain Control (MGC). The amplifier can be controlled via the LCD touch screen, peer to peer PC connection, or through LAN for remote monitoring, control, and diagnostics. The user GUI is easy to navigate and is accessed simply through your web browser with no software to install. The control system core runs an embedded OS (Linux) and has a built-in non-volatile memory for storing multiple user configurations.



- Blanking Input
- Solid-State GaN design
- Compact Modular design
- High Reliability and Ruggedness
- A Member of our Pulsed Scalable Family - 2206, 2207, 2208 (Call factory to learn more)

### ELECTRICAL SPECIFICATIONS over temperature conditions (-10 to +40°C)

Parameter	Symbol	Min	Typ	Max	Unit
Operating Frequency, Instantaneous bandwidth	BW	1000		2000	MHz
Power Output Peak	P <sub>PK</sub>	4000			Watt
Pulse Width @ Duty Cycle 10% Max.	P <sub>WIDTH</sub>	1.0		50	uS
Duty Cycle	DC	0.1		10	%
Power Droop over 50uS pulse Width	P <sub>DROOP</sub>			0.5	dB
Modulated Pulse Rise/Fall Time (10% to 90%)	T <sub>R</sub> /T <sub>F</sub>			70/70	nS
Input Power for Rated P <sub>PK</sub> 4KW	P <sub>IN</sub>		0		dBm
Input Power Range	P <sub>IN</sub>	-5.0		+5.0	dBm
Power Gain @ Rated P <sub>SAT</sub>	G <sub>P</sub>	66			dB
Gain Adjustment Range	VVA	20			dB
Gain Flatness / Leveled ALC	ΔG			±2.5 / ±1.0	dB
Gain Stability/24HR	G <sub>STABILITY</sub>			±0.25	dB
Input Return Loss	S <sub>11</sub>			-10	dB
Output Return Loss	S <sub>22</sub>			-7.5	dB
NPO – Noise Power Output	Enabled			-10	dBm/MHz
	Disabled			-110	
Delay	Delay		400		nS
Spurious Signals	Spur			-60	dBc
Operating Voltage – (single-phase, 47-63Hz)	V <sub>AC</sub>	180		260	Volt
Power Consumption @10% , P <sub>OUT</sub> = 4KW <sub>PK</sub>	P <sub>D</sub>			2000	Watts

## Solid State Broadband High Power Amplifier

**2207**
**1000 - 2000 MHz / 4000 Watts Peak**

### MECHANICAL SPECIFICATIONS

Parameter	Value	Units
Dimensions W x H x D (Excluding Brackets, Handles and Connectors)	17.5 x 15.75 x 24.0 4 X 3RU	Inch
Weight	250 (w/o rack cabinet.)	lbs
RF Connectors Input/Output (Rear Panel)	Input Type-N Female. Output Type-7/16 Female	-
Blanking Input	Type-BNC, Female	-
Cooling (front to rear)	Built-in, forced air cooling system	-

### ENVIRONMENTAL CHARACTERISTICS:

Parameter	Symbol	Min	Typ	Max	Unit
Operating Ambient Temperature	T <sub>A</sub>	-10		+40	°C
Non-operating Temperature	T <sub>STG</sub>	-40		+85	°C
Relative Humidity (non-condensing)	RH			95	%
Altitude	Operating	ALT		10,000	Feet
	Non-operating			40,000	
Shock / Vibration - MIL-STD-810F Shock Method 516.5, Vibration Method 514.5	SH / VI		In Accordance With		

### PROTECTIONS:

Parameter	Specifications	Unit
Input Overdrive	+10 dBm	Max.
VSWR protection @ P <sub>OUT</sub> = 4000W <sub>PK</sub>	At 3:1 – PA backs-off peak output power to a safe operating level – no system shutdown, “On Air” time is maximized	-
Thermal – Graceful Degradation	Ambient +75°C, Automatic Recovery	Min.
Duty Cycle Limit	10%	Max.
Default Data Recovery	Factory Default Calibration Recovery	

### COMMUNICATION INTERFACES:

Function	Utility	Connector
Ethernet	Network management of device / web interface	RJ45
RS-232, RS-422 (optional)	Serial management of device / local operator access	D-Sub 9-position Male

### SYSTEM I/O CONNECTOR – 14-Position

Pin #	Description	Specifications
1	FWD Test Point	Forward detected power (analog voltage: 0-5 Volt)
2	REV Test Point	Reverse detected power (analog voltage: 0-5 Volt)
3	Summary Fault	Summary Fault: Active TTL Logic Low (≤0.7V) (Internally Pulled-High)
4	VVA control (optional)	Gain control/Monitor: Analog Voltage Range 0-5V Gain Control: 0V= Max. Attenuator, 5V= Min. Attenuator
5	Shutdown	Amplifier Disable: TTL Logic Low (≤0.7V) (Internally Pulled-High)
6	Aux P/S Test Point	+12.0V <sub>DC</sub> ±2V (resettable 0.5amp fuse)
7	PSS Test Point	+44.0V <sub>DC</sub> ±4.8V (resettable 0.5amp fuse)
8	GND	Ground
9	Open drain control	Site management utility (reserved)
10	Open drain control	Site management utility (reserved)
11	Open drain control	Site management utility (reserved)
12	Digital I/O (configurable)	Site management utility (reserved)
13	Digital I/O (configurable)	Site management utility (reserved)
14	GND	Ground

## Solid State Broadband High Power Amplifier

2207

1000 - 2000 MHz / 4000 Watts Peak

### Available Options

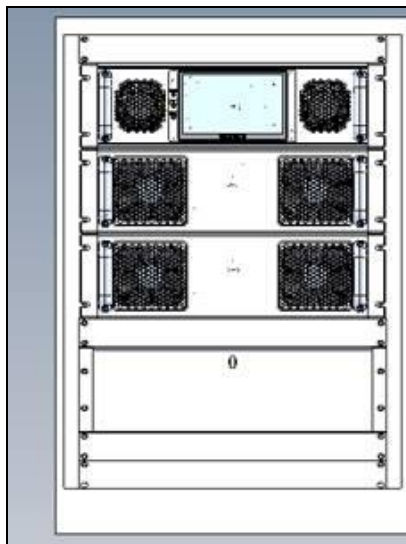
2207-001

#### Standard Features:

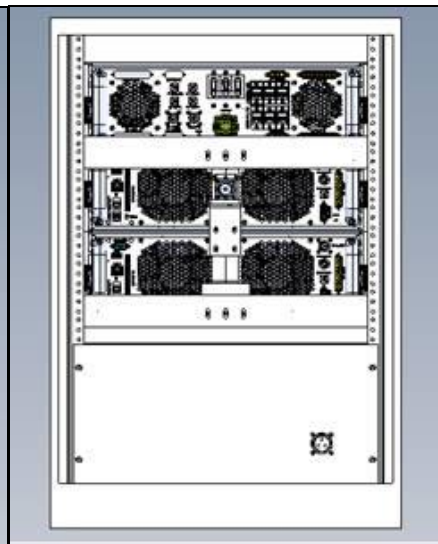
- LCD Control, Ethernet & Serial Comm.
- Type N Female Input & 7/16 (DIN) Female Output
- Rear SMA Sample Ports, Forward & Reverse Power
- BNC Female Blanking/Gating Port
- Rack Slides, Handles and Rackmount Bracket

### (Optional) Cabinet - Mechanical Outline and Views

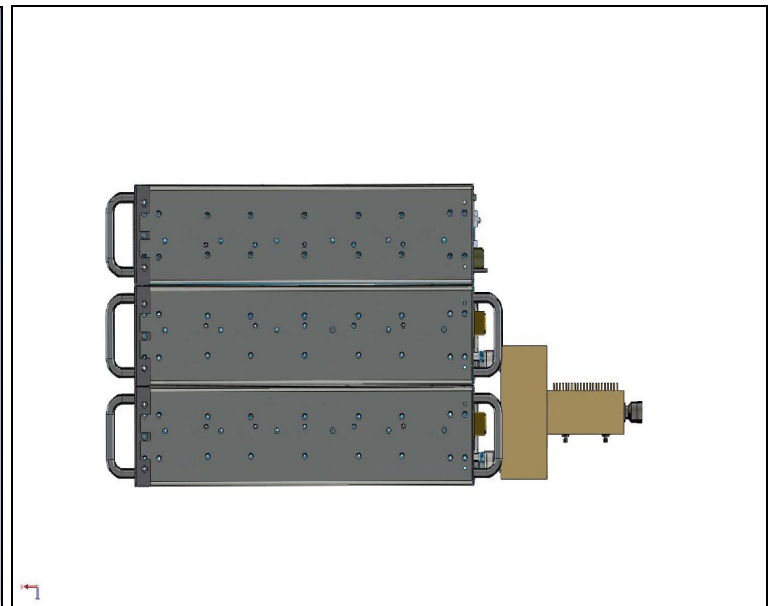
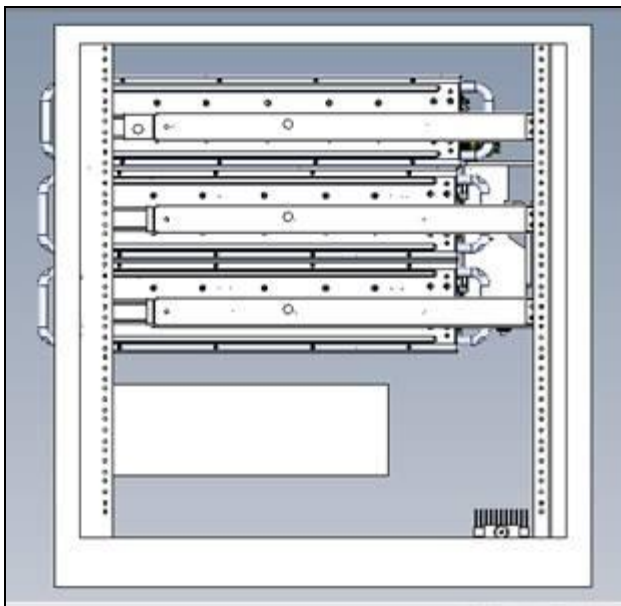
Front View



Rear View



Side View



## Solid State Broadband High Power Amplifier

2207

1000 - 2000 MHz / 4000 Watts Peak

### Cabinet Enclosure Dimensions

