




# PSSA-10M100M-500

## 500W CW SS Amplifier

### Solid State Power RF Amplifier

The PSSA-10M100M-500 is a Solid State 500W (CW) Commercial RF Amplifier which covers frequency range from 10MHz to 100MHz. This amplifier can achieve high efficiency operation with proven reliability as is designed with the robust engineering and employment of the most advanced devices and components. The amplifier comes with 1 year warranty.



Parameter	Specification
<b><u>Electrical</u></b>	
Frequency Range	10-100MHz
Output Power	500W CW, 400W @ P1dB
Internal Protection	Up to 0dBm with no damage
Gain @ rated power	57dB min.
Gain Adjustment	0 to 30dB
Input /Output Impedance	50 ohms(VSWR 2.0:1)
RF Input / Output Connectors	Type N Female
Modulation	AM / FM / Pulse
Spurious	-50dBc
Harmonics	2 <sup>nd</sup> , -20dBc Min. @ P1dB 3 <sup>rd</sup> , -15dBc Typical @ P1dB
Prime Power	115/220V AC +/-10%, 50/60 Hz, Three Phase, 5 wires
<b><u>Mechanical</u></b>	
Configuration	Racks mounts 19"W x 26.13"D x 10.5"H
Cooling System	Air cooled ,self contained
Shock	MIL-STD-810C, method 516.2
Vibration	MIL-STD-810C, method 514.2
Temperature	0° to 45°C
Non-operating temp	0° to 60°C
Humidity	95% without condensation
Altitude	10, 000 feet

THESE SPECIFICATIONS ARE SUBJECT TO CHANGE WITHOUT NOTICE.



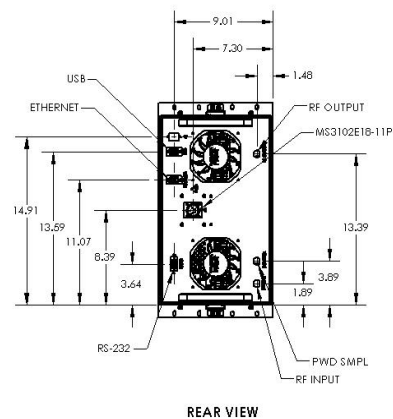
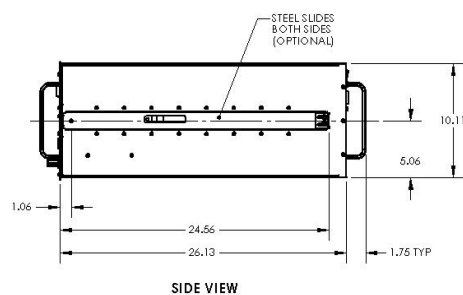
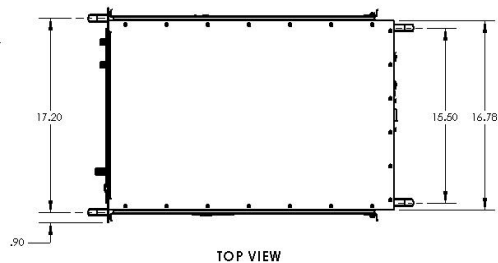
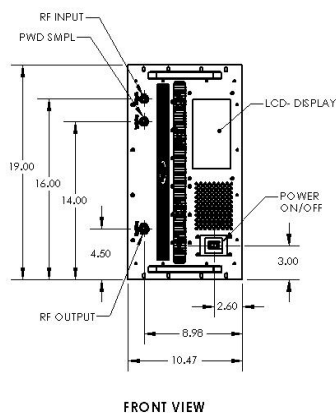
## **Features [Build-in]**

- VSWR Protection with Power Fold back when VSWR is greater then 4:1.
- RS 232 & Ethernet Remote Control.
- Gain Control.
- Leveling Control [ALC].
- Internal Pre-Amp.
- RF Input / Output Connectors on the Front Panel.
- Standby/RF\_ON, Elapsed Time Metering in hours.
- Color TFT Touch screen Display with Front Panel Controls and Indicators.

## **OPTIONS**

- |     |  |
|-----|--|
| 001 | VSWR Protection against any output mismatch greater then 6:1; will operate without damage or oscillation against any magnitude and phase of source and load impedance. |
| 002 | Alternate Prime Power (specify at time of order).  |
| 003 | Pin-Diode Pulse Modulation.  |
| 004 | Forward RF Sample Port Type N Female -50dBc nominal on the Front or Rear Panel.  |
| 005 | Reflected RF Sample Port Type N Female -50dBc nominal on the Front or Rear Panel.  |
| 006 | RF Input / Output Connectors on the Front /Rear Panel (Specify front or rear at time of order).  |
| 007 | Gain Equalizer.  |
| 008 | Input Power Limiter.   |
| 009 | RF Safety Interlock, type BNC Connector.   |
| 010 | Slides for Rack mount.   |

**THESE SPECIFICATIONS ARE SUBJECT TO CHANGE WITHOUT NOTICE.**



Distributed by

## Reliant EMC LLC

3311 Lewis Ave  
Signal Hill, CA 90755  
Tel.:(408)9165750

**E-Mail:** [contact@reliantemc.com](mailto:contact@reliantemc.com)  
**Web:** [www.reliantemc.com](http://www.reliantemc.com)