




PTWA-7.5G18G-250

250W CW TWT Amplifier

Traveler Wave Tube (TWT) Power RF Amplifier

The PTWA-7.5G18G-250 is a TWT 250W (CW) RF Amplifier which covers frequency range from 7.5GHz to 18GHz. This amplifier can achieve high efficiency operation with proven reliability as is designed with the robust engineering and employment of the most advanced devices and components. The amplifier comes with 1 year warranty including the TWT.



Parameter	Specification
<u>Electrical</u>	
Frequency Range	7.5-18GHz
Output Power	250W CW min.
Internal Pre-Amp.	Input level: 0dBm or less
Gain @ rated power	54dB
Input / Output Impedance	50 ohms(VSWR 2.0:1)
RF Input / Output Connectors	RF Input Type N Female / RF Output WRD750; Rear Panel
Modulation	AM / FM / Pulse
Noise Figure	≤ 35dB
Spurious	-50dBc
Harmonics (nom.) @Rated Power	7.5-12GHz:-2.5to-10dBc; 12-18GHz:-10to-20dBc
Prime Power	220V AC +/-10%, 50/60 Hz, single or Three Phase
<u>Mechanical</u>	
Configuration	Rack Mount 8.75"Hx19"Wx26.13"D
Cooling System	Air cooled ,self contained
Shock	MIL-STD-810C, method 516.2
Vibration	MIL-STD-810C, method 514.2
<u>Environmental</u>	
Temperature	0° to 45° C
Non-operating Temp	0° to 60°C
Humidity	95% without condensation
Altitude	10,000 feet

THESE SPECIFICATIONS ARE SUBJECT TO CHANGE WITHOUT NOTICE.



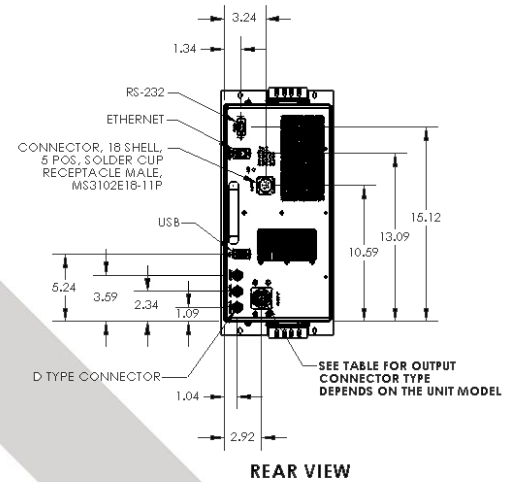
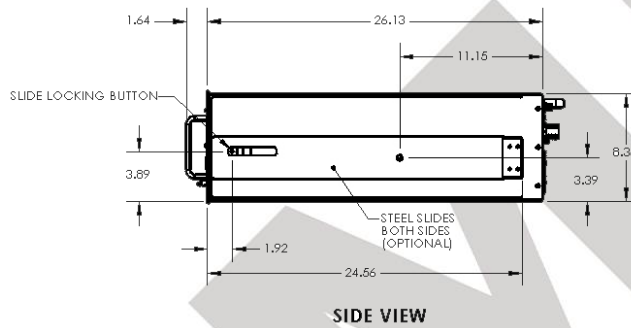
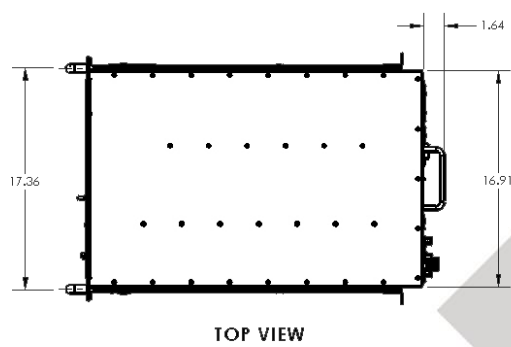
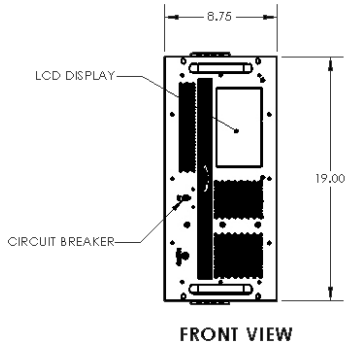
Features [Build-in]

- High Voltage power supplies Over/Under Voltage & Over Currents Protection
- RS 232 & Ethernet Remote Control.
- RF Input / Output Connectors on the Rear Panel.
- Standby/RF_ON, Elapsed Time Metering in hours.
- Filament/Beam Elapsed Time Metering in hours.
- Color TFT Touch screen Display with Front Panel Controls and Indicators.

OPTIONS

- | | |
|-----|--|
| 001 | VSWR Protection against output mismatch. |
| 002 | Alternate Prime Power (specify at time of order). |
| 003 | USB Remote Control. |
| 004 | Forward RF Sample Port Type N Female -50dBc nominal on the Rear Panel [standard] or Front panel. |
| 005 | Reflected RF Sample Port Type N Female -50dBc nominal on the Rear Panel [standard] or Front panel. |
| 006 | RF Input/Output Connectors on the Rear Panel [Standard], (Specify front or rear at time of order). |
| 007 | Internal Systems Diagnostics. |
| 008 | Filament/Beam Elapsed Time Metering in hours. |
| 009 | RF Safety Interlock, type BNC Connector. |
| 010 | Forward/Reflected Power Indication simultaneously on Front Panel display. |

THESE SPECIFICATIONS ARE SUBJECT TO CHANGE WITHOUT NOTICE.



Distributed by

Reliant EMC LLC

3311 Lewis Ave
Signal Hill, CA 90755
Tel.:(408)9165750

E-Mail: contact@reliantemc.com

Web:www.reliantemc.com

THESE SPECIFICATIONS ARE SUBJECT TO CHANGE WITHOUT NOTICE.